

Number of Children Living in Same-Sex Couple Households, 2013

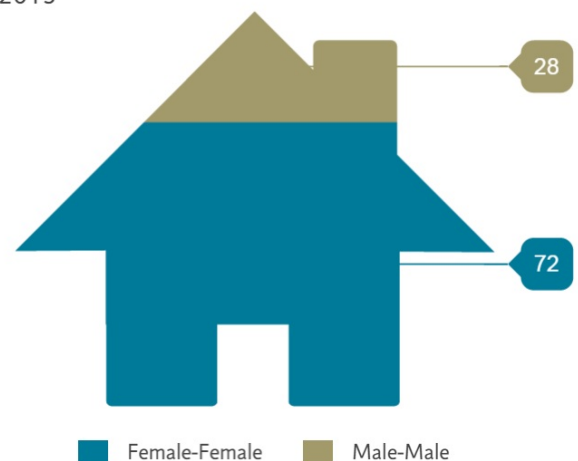


Krista K. Payne & Wendy D. Manning

This profile uses the 2013 American Community Survey (ACS) 1-year population estimates to enumerate the number of minor children¹ living in same-sex couple households in the United States. The ACS is an ideal survey for estimating the relatively small population of minor children living with same-sex couples, given the large ACS sample size (Lofquist, 2012). Still, these estimates are subject to sampling error (Torrieri, 2014). To minimize error, our estimates excluded children living in same-sex couple households with imputed data². Note that these estimates pertain to children living with same-sex couples and do not capture children living with single gay or lesbians parents.

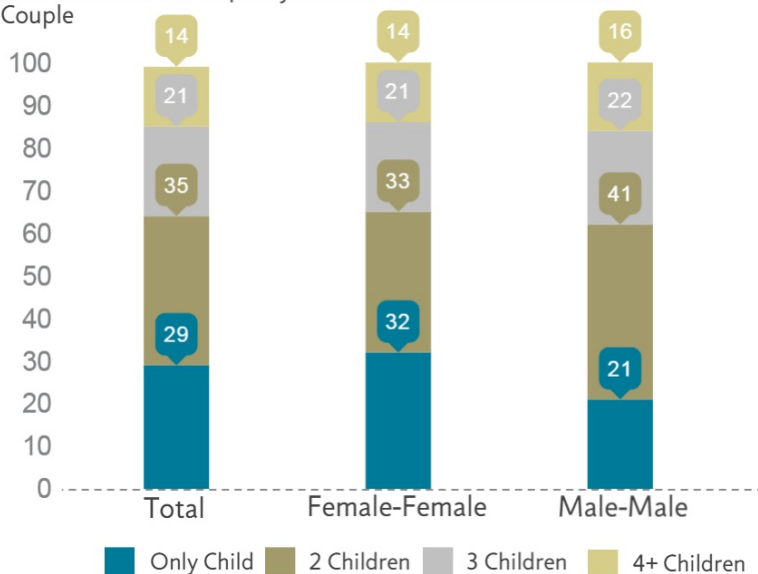
- Nearly one-fifth of same-sex couple households include children. Female-female same sex couples more often have children present than male-male same sex couples (27% and 11%, respectively).
- Approximately 225,000 minor children were living in a same-sex couple household in 2013.
- Nearly three-fourths of these children are living with a female same-sex couple (72%) as opposed to a male same-sex couple (28%).

Figure 1. Percentage of Minor Children Living with a Female-Female Same-Sex Couple vs. Male-Male, 2013



Number of Children Living in the Household

Figure 2. Percentage of Minor Children Living with a Female-Female Same-Sex Couple by Number of Children and Sex of Couple

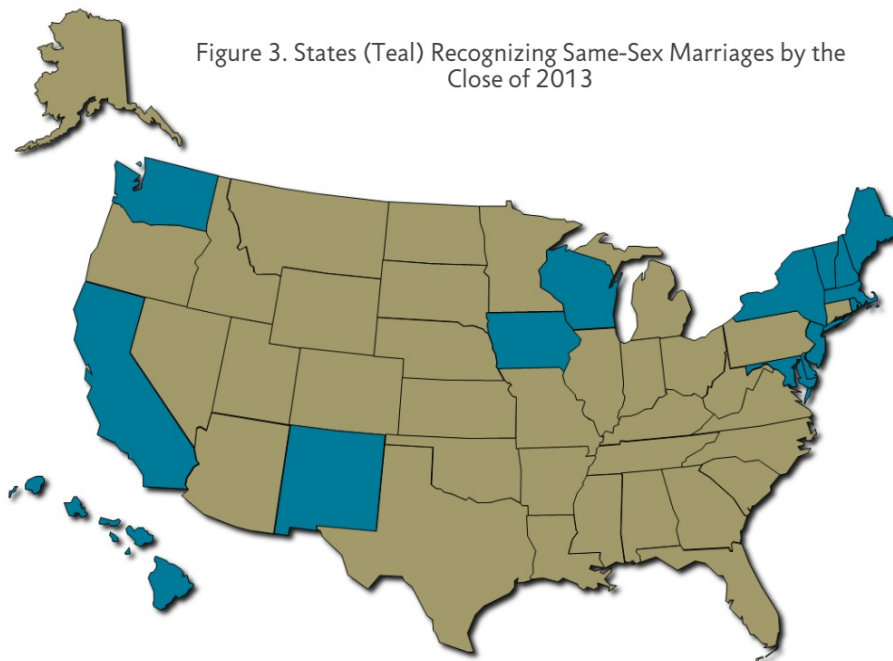


- Same-sex couples living with minor children have—on average—1.8 minors in their households.
- Among children living in same-sex couple households, 29% are the only minor child residing in the household.
- Children living in male same-sex couple households are less likely to be an only minor child in the household.
- Over one-third of same-sex couples are living with one other minor child.

Geographic Variation in the Number of Children Living in Same-Sex Couple Households

By the close of 2013, 16 states had legalized same-sex marriage (one-third of the population lived in a state with legalized same-sex marriage). Among children living in same-sex couple households, 38% were living in states with legalized same-sex marriage.

- The most populous states (California, Texas, and New York) have the largest numbers of children living in a same-sex couple household.



Notes:

1. A minor child is defined as a household member less than 18 years of age and not a household head, spouse to the household head, or unmarried partner to the household head.
2. Our analysis is based on children living in same-sex couple households without allocated data on sex, relationship to the household head, and marital status for either member of the couple. Further, children in married same-sex couples were included only if the year last married was not allocated for either member of the couple.

References:

Data: United States Census Bureau, American Community Survey, 1-year estimates, 2013

Lofquist, D. (2012). Proceedings from PAA 2012: Same-sex couples' consistency in reports of marital status. San Francisco, CA.

Torrieri, N. (Jan, 2014). American Community Survey Design and Methodology Report.

Retrieved from: http://www.census.gov/acs/www/Downloads/survey_methodology/acs_design_methodology_report_2014.pdf

Suggested Citation:

Payne, K. K. & Manning, W. D. (2015). Number of Children Living in Same-Sex Couple Households, 2013. (FP-15-04). National Center for Family & Marriage Research.

Retrieved from: <http://www.bgsu.edu/resources/data/family-profiles/number-of-children-living-in-same-sex-couple-households--2013.html>



BGSU

This project is supported with assistance from Bowling Green State University. From 2007 to 2013, support was also provided by the U.S. Department of Health and Human Services, Office of the Assistant Secretary for Planning and Evaluation. The opinions and conclusions expressed herein are solely those of the author(s) and should not be construed as representing the opinions or policy of any agency of the state or federal government.

National Center for Family & Marriage Research

Family Profiles: Original reports summarizing and analyzing nationally representative data with the goal to provide the latest analysis of U.S. families. These profiles examine topics related to the NCFMR's core research themes.

<http://www.bgsu.edu/ncfmr.html>



005 Williams Hall
Bowling Green State University
Bowling Green, OH 43403

419.372.3119
ncfmr@bgsu.edu